

# **Media Handbook**

## **G7 HIROSHIMA SUMMIT**


**May 19-21, 2023**



# Content

Participants	2
Map of Hiroshima	3
Main Venue (Hiroshima Grand Prince Hotel)	4
International Media Center (IMC)	5
Prohibited Carry-In Items	8
International Media Center (IMC) Floor Map	9
PR Exhibition	11
IMC Shuttle Bus Service	12
Media Guidelines	16
Press Conference/ Presidency Press Briefing	16
Host Stills/Host Videos	17
Stand-up Position	17
Dining area	18
Others	20

## G 7 Members



Japan  
(Presidency)



Germany



France



Italy



United States



United Kingdom



Canada



EU

## Invited Countries



Indonesia  
(ASEAN Chair)



India  
(G20 Presidency)



Union of Comoros  
(African Union  
Chair)



Cook Islands  
(Pacific Island Forum(PIF)  
Chair)



Republic of Korea



Vietnam



Brazil



Australia

## Invited International Organizations

United Nations

Organization for Economic  
Cooperation and Development (OECD)

International Monetary Fund  
(IMF)

World Trade Organization  
(WTO)

World Bank

International Energy Agency (IEA)

World Health Organization (WHO)

# Map of Hiroshima / Access Information

## Access

### ☐ Tokyo to Hiroshima

By Shinkansen (bullet train)

Tokyo Sta. to Hiroshima Sta.: approx. 240 min

By Air

Haneda International Airport to Hiroshima Airport: approx. 90 min

### ☐ In Hiroshima City

By car

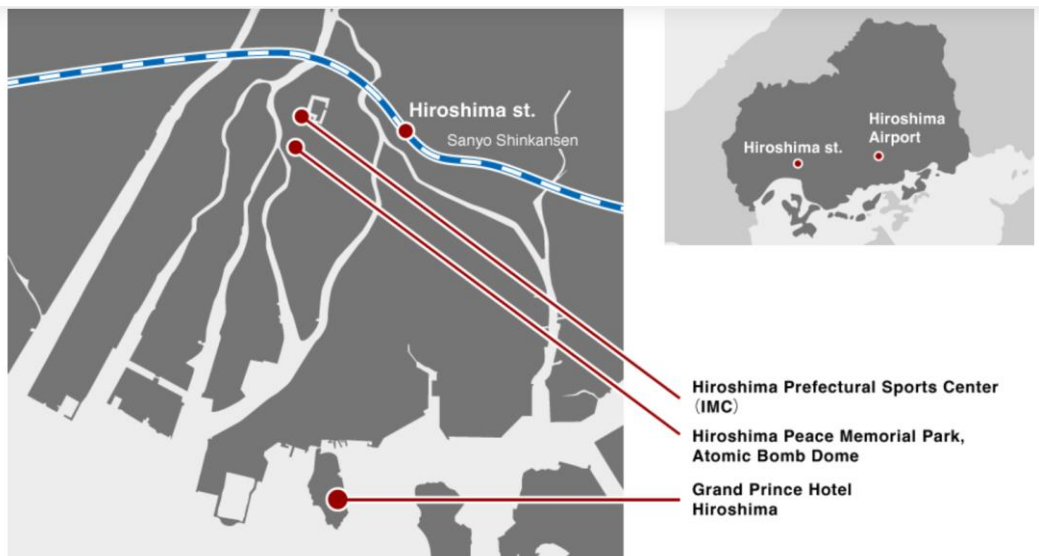
- ❖ Hiroshima Sta. to Hiroshima Prefectural Sports Center (IMC): approx. 15 min
- ❖ Hiroshima Airport to Hiroshima Prefectural Sports Center (IMC): approx. 60 min
- ❖ Grand Prince Hotel Hiroshima to Hiroshima Prefectural Sports Center (IMC): approx. 20 min

(※Direct access to the Grand Prince Hotel Hiroshima is not allowed. Only registered media representatives will be allowed to enter the premises by press bus departing from the IMC.)

※During the G7 Hiroshima Summit, traffic regulation inside Hiroshima Prefecture and surrounding areas is scheduled.

For details, please refer to the Hiroshima Prefectural Police website.

<https://www.pref.hiroshima.lg.jp/site/police/> [only in Japanese]



# Main venue (Grand Prince Hotel Hiroshima)

## Address

23-1, Motoujinamachi, Minami-ku, Hiroshima-shi, Hiroshima Prefecture  
<https://www.princehotels.com/hiroshima/map-direction/>

## Note

- Direct access to the Grand Prince Hotel Hiroshima is not allowed.
- For more information on press coverage, please refer to p.16.

# International Media Center (IMC)

The international Media Center (IMC) will be set up at the Hiroshima Prefectural Sports Center.

## Address

4-1 Motomachi, Naka-ku, Hiroshima

<https://h-jigyoudan.or.jp/sports-center/center-overview/>

## Opening hours

Thursday 18 May at 10:00 am –Monday 22 May at 12 pm (open 24 hours)

## Available Users

Access to the IMC is limited exclusively to holders of the Media Accreditation Card for the G7 Hiroshima Summit or holders of the Delegation Card.

## Major Facilities

- Information desk
- Common working stations: approx.650 seats; wired / wireless Internet (please refrain from sending and receiving large amounts of data such as videos as it is common network); common photocopier.  
※Seats in the common working stations are not for exclusive use and reserving seats by putting stickers or else is not permitted.
- International Broadcasting Center (IBC) : please refer to the IBC website for details of the IBC services in the IBC.  
<http://2023g7-ibc.jp/en/>
- Common briefing rooms
- Pool Desk (meeting point and waiting area for press pool)
- Dining area: free meals (lunch and dinner), snacks and drinks  
\*Please refer to p.18 for details.
- Working stations for each country's press officers
- Stand-up positions \*Please refer to p.17 for details.
- PR Exhibition \*Please refer to p.11 for details. etc

# International Media Center (IMC)

## Parking Lot

- It is not allowed to use the parking facilities of the Hiroshima Prefectural Sports Center. Please use public transport to the IMC.
- Vehicles (with a capacity of 10 passengers or less; including taxis; trucks are not allowed.) used by the Media Accreditation Card holders have access to the porch space at the entrance of IMC from the Jyonan Street. Taxis picking up the Media Accreditation Card holders also have access to the porch place (Only getting-on and off. Waiting at the porch is not allowed. ).

### \* Access by public transport

- Bus: get off at "Kamiyacho" or "Bus Center"
- Streetcar: get off at "Kamiyacho Nishi"
- Astram Line: get off at "Kenchomae" (Exit West 2, the side of Motomachi Credo)

※There will be a shuttle service between hotels and the IMC.  
Please refer to p.12 for details.

# International Media Center (IMC)

## Others

















- In case of health problems, please contact the nearest staff or the Information Desk.
- Lost and found items in IMC are collected and handed over at the Information Desk of the IMC. Please inquire at the Information Desk if you have picked up a lost or forgotten item or if you have lost something.
- Smoking is not permitted indoors at IMC. Please refer to the information map located in the IMC for the location of smoking areas.
- There are basically no restrictions on taking photos or filming in the common workstations in the IMC. However, please be kind enough not to disturb the news gathering activities and passage of others. Otherwise, the Secretariat for G7 Hiroshima Summit may prohibit taking photos or filming in the common workstations.
- The following activities are prohibited within the IMC.
  - (1) Carrying items which have potential for harm to the others.
  - (2) Vandalizing, causing damages to or losing IMC facilities and/or items belonging to the IMC.
  - (3) Entering non-authorized areas without the IMC administrator's permission.
  - (4) Using equipment other than those provided to the IMC users without the IMC administrator's permission.
  - (5) Putting belongings in the corridors, stairways, halls, rooftops or areas surrounding the IMC without the IMC administrator's permission.
  - (6) Exhibiting or distributing posters, drawings, printed materials, advertising fliers or documents without the IMC administrator's permission.
  - (7) Exhibiting or selling goods, or engaging in soliciting or demonstrating activities, without the IMC administrator's permission.
  - (8) Making noise, shouting or behaving violently which will be harmful or annoying to the others.
  - (9) Engaging in other activities which might be recognized by the IMC administrator as interference to the IMC administration.



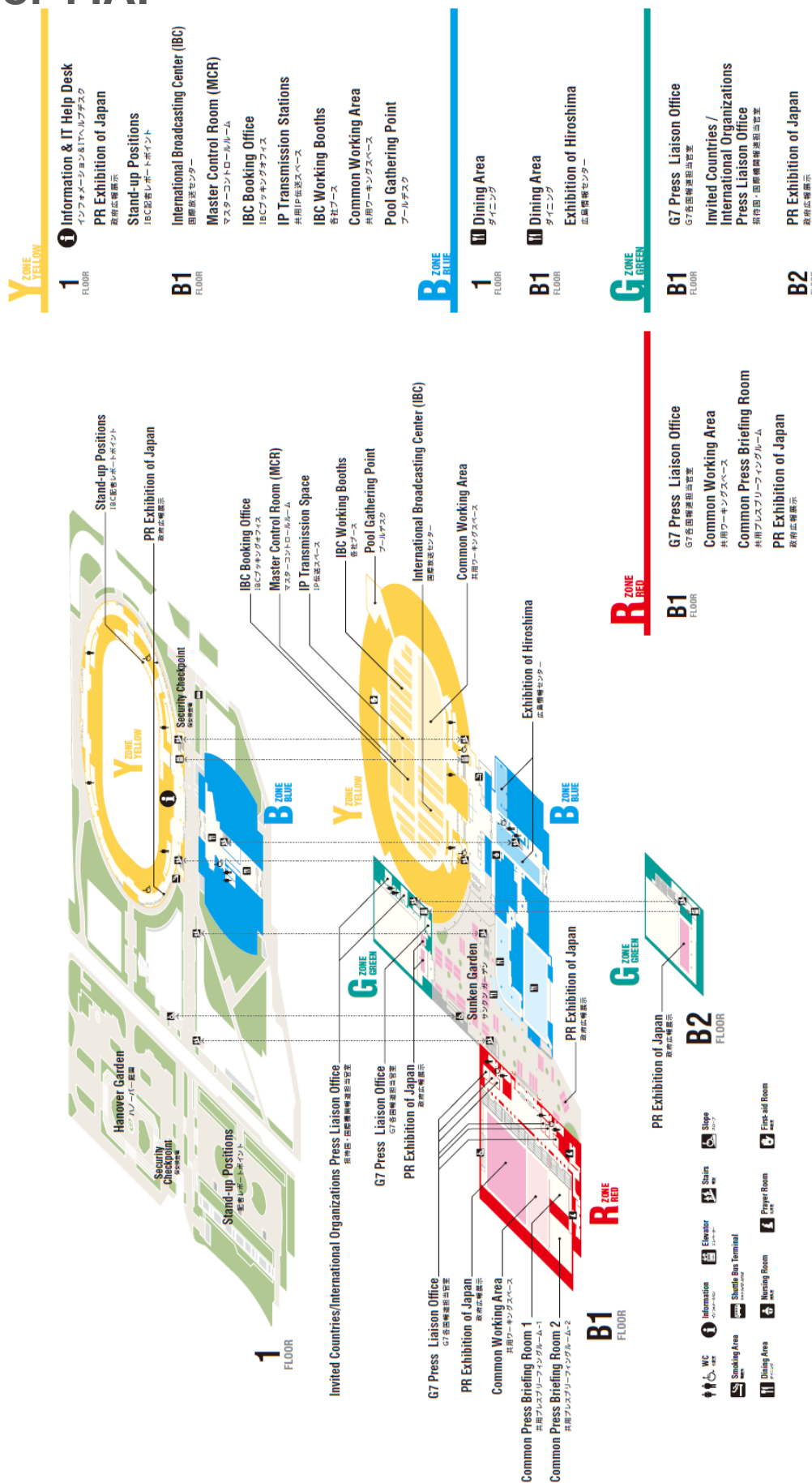
# Prohibited Carry-In Items

The following items are prohibited from being brought into the IMC.

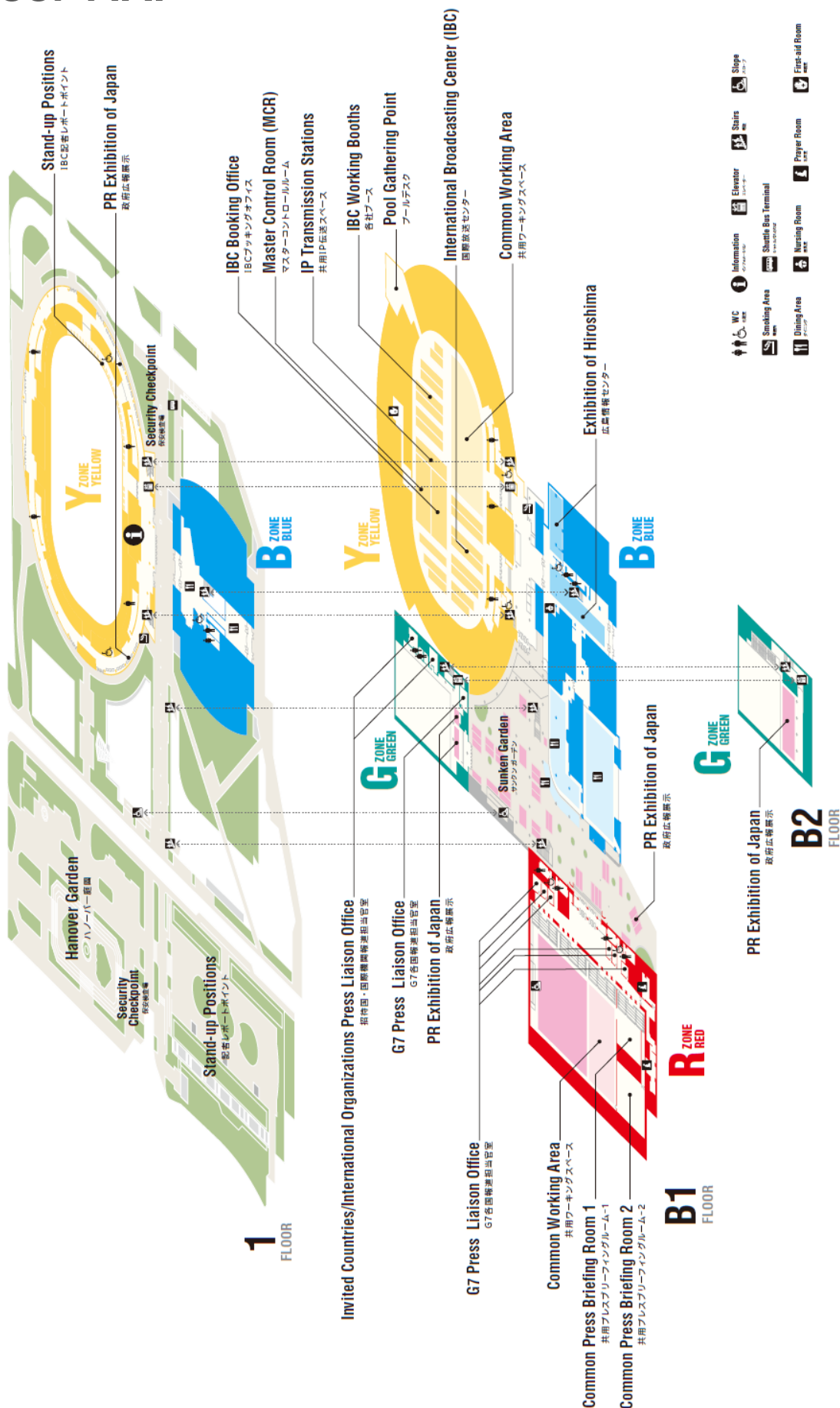
## Prohibited Carry-In Items 持込禁止物

	Guns including model guns. 銃砲（モデルガンを含む）		Any items that may be used for assemblies, such as helmets, masks and name tags. 集会等に使用されるおそれのあるヘルメット、マスク、ゼッケン等
	Any blades such as swords, knives, small blades, and any sharp items with the cutting edge length exceeding 6 centimeters (including small knives, cutters, ice picks, needles, nails and sharp scissors) 刀剣（模造刀を含む）、剣・やり・なぎなた・あいくち・飛び出しナイフ、刃物の長さが6cmを超える刃物（ナイフ、カッター等の刃物、アイスピック、針、釘などに特に鋭利なものおよび鋭利なはさみ）		Confetti or paper tapes. 紙ふぶき、紙テープ
	Poisonous substance, drugs and other harmful substances. 毒物、薬物その他の有害物質		Any items that make loud noise such as whistles, loudspeakers, musical instruments, radio-players, security buzzers. ホイッスル、拡声器、楽器、ラジオプレイヤー、防犯ブザーなど大きな音が出る物
	Flares, firecrackers, fireworks, explosives, gun powder, illuminating shells, oils, combustibles, benzene, and other dangerous substances. 発煙筒、爆竹、花火、爆発物、火薬、照明弾、油類、可燃物、ベンジン、その他の危険物		Large bags including iceboxes and suitcases, and a large volume of packages. 内容物の確認できない大型又は大量の荷物
	Any item that may pose danger when they are thrown away, such as stones and pottery. 石、陶器類など、投てき等により他人に危害を与えるおそれのある物		Animals except guide dogs or hearing assistance dogs. 動物の類（盲導犬、聴導犬等を除く）
	Any item that may disturb conference and events such as laser pens, whistles and gas horns. レーザーペン、ホイッスル、ガスホーン等、会議、イベントを妨害するおそれのある物		Any liquid that cannot be inspected or confirmed safe. 安全が確認できない液体物および検査できない液体物
	Any item that may be used as a weapon such as pipes, hammers, screwdrivers, chains. 棒、ハンマー、ドライバー、チェーン等の凶器として使用されるおそれのある物		Drones, radio-controlled helicopters or radio-controlled airplanes. ドローン、ラジコンヘリ、ラジコン飛行機
	Any item that may disturb a conference and an events such as bulletin boards, signs, banners, labarum, flags, placards, posters, drawings, printed materials, advertising fliers, documents and balloons. 会議、イベントに支障を及ぼす恐れのある掲示板、立看板、横断幕、懸垂幕、のぼり、旗、プラカード、ポスター、図画、印刷物、宣伝ビラ、文書、バルーン等		Any item that may cause trouble or danger to others, or those that the IMC administrator perceives to be disturbing, troublesome or dangerous. その他、他人に迷惑若しくは危険を及ぼし、又はそれらのおそれがあると管理責任者が認めるもの

## International Media Center (IMC) Floor MAP



## International Media Center (IMC) Floor MAP



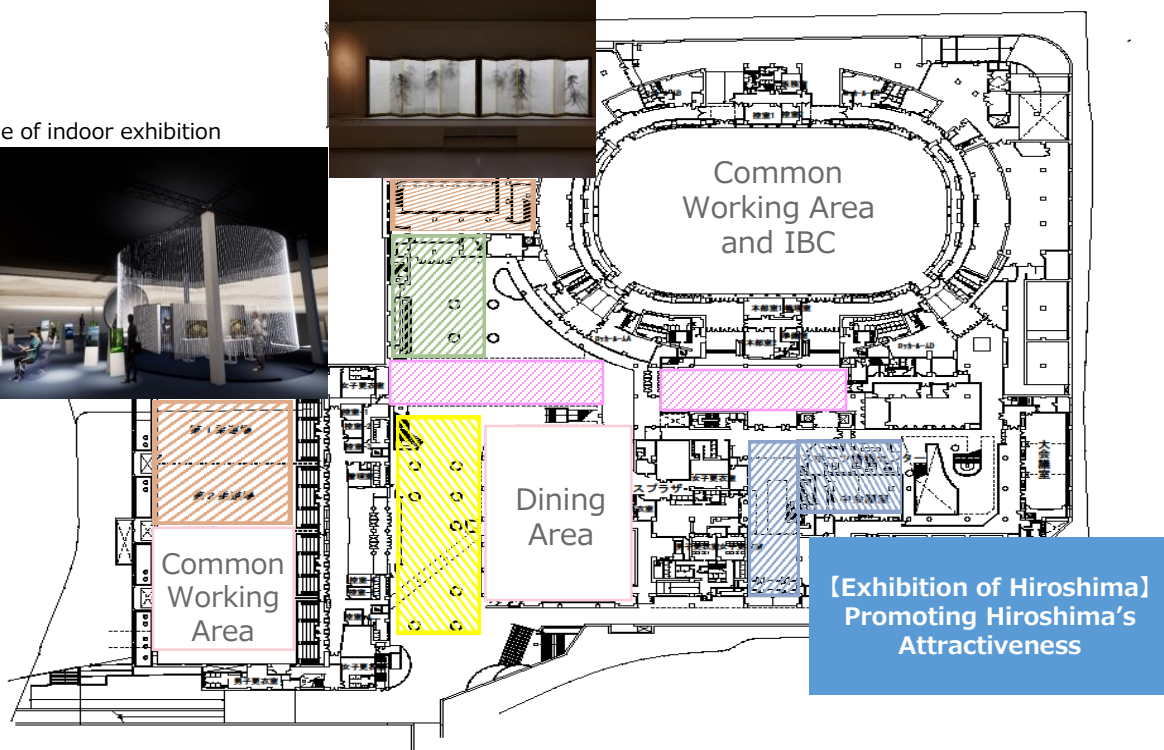
## PR Exhibition

B1 FLOOR

Image of indoor exhibition



Replicated folding screen



### **[Indoor Exhibition] From Reconstruction to Peaceful Society and Sustainable Future**

- Presents Japan's recovery from the damage caused by the atomic bombing and the Great East Japan Earthquake, and the efforts that Japan makes toward peaceful society and sustainable future. Next-generation technologies such as VR, AI and hydrogen offers "hands-on" experience.

### **[Open-air Exhibition] Succession of Japanese culture through tradition and cutting-edge technology**

- Enjoy tea ceremony in a novel 'wa' (Japanese-style) space featuring a fusion of Japanese tradition and next-generation technology.

### **[Open-air Exhibition] Pioneering the future with the next-generation power**

- Features the initiatives in science and technology, innovation, GX green transformation (GX) including decarbonization, and digital transformation (DX), leading us to sustainable, diverse, and inclusive society. Also presents information on the Expo 2025 Osaka, Kansai, Japan.

### **[Japanese Cuisine PR Section] Joy of "Delicious Japan" with specialties from Hiroshima, Setouchi and beyond**

- Offers food and ingredients that Hiroshima is proud of, such as marine and mountain specialties from Hiroshima and the Setouchi region, with cooking demonstrations.
- Presents the attraction of a wide range of Japanese sake, Japanese wine, and Japanese cuisine.
- Also serves products from the disaster-affected areas including sake and confectionery.





# IMC Shuttle Bus Service

ROUTE  
**1**  
ルート

  
  
**IMC**

From **1-B** KOKO HOTEL Hiroshima Ekimae  
KOKO HOTEL 広島駅前

via **1-C** (経由)

approx. 15 minutes (約15分)



To IMC 国際メディアセンター



18 (木) (Thu)		19 (金) (Fri)		20 (土) (Sat)		21 (日) (Sun)		22 (月) (Mon)	
Hour	Min	Hour	Min	Hour	Min	Hour	Min	Hour	Min
00		00	55	00	55	00	55	00	55
01		01	55	01	55	01	55	01	55
02		02	55	02	55	02	55	02	55
03		03	55	03	55	03	55	03	55
04		04	55	04	55	04	55	04	55
05		05	55	05	55	05	55	05	55
06		06	25 55	06	25 55	06	25 55	06	25 55
07		07	25 55	07	25 55	07	25 55	07	25 55
08		08	25 55	08	25 55	08	25 55	08	25 55
09		09		09		09		09	
10		10		10		10		10	
11		11		11		11		11	
12		12		12		12		12	
13		13		13		13		13	
14		14		14		14		14	
15		15		15		15		15	
16		16		16		16		16	
17		17		17		17		17	
18		18		18		18		18	
19		19		19		19		19	
20	55	20	55	20	55	20	55	20	55
21	55	21	55	21	55	21	55	21	55
22	55	22	55	22	55	22	55	22	55
23	55	23	55	23	55	23	55	23	55

Due to traffic restrictions, it may take longer than usual or may be suspended.  
交通規制により通常より時間がかかる場合がありますので、早めの移動をお願いします。


ROUTE  
**1**  
ルート

  
  
**IMC**

From **1-C** Jogakuin-mae Bus Stop (South side)  
女学院前 バス停 (南側西向き)

approx. 10 minutes (約10分)

To IMC 国際メディアセンター



18 (木) (Thu)		19 (金) (Fri)		20 (土) (Sat)		21 (日) (Sun)		22 (月) (Mon)	
Hour	Min	Hour	Min	Hour	Min	Hour	Min	Hour	Min
00		00	00	00	00	00	00	00	00
01		01	00	01	00	01	00	01	00
02		02	00	02	00	02	00	02	00
03		03	00	03	00	03	00	03	00
04		04	00	04	00	04	00	04	00
05		05	00	05	00	05	00	05	00
06		06	00 30	06	00 30	06	00 30	06	00
07		07	00 30	07	00 30	07	00 30	07	
08		08	00 30	08	00 30	08	00 30	08	
09		09	00	09	00	09	00	09	
10		10		10		10		10	
11		11		11		11		11	
12		12		12		12		12	
13		13		13		13		13	
14		14		14		14		14	
15		15		15		15		15	
16		16		16		16		16	
17		17		17		17		17	
18		18		18		18		18	
19		19		19		19		19	
20		20		20		20		20	
21	00	21	00	21	00	21	00	21	
22	00	22	00	22	00	22	00	22	
23	00	23	00	23	00	23	00	23	

Due to traffic restrictions, it may take longer than usual or may be suspended.  
交通規制により通常より時間がかかる場合がありますので、早めの移動をお願いします。

# IMC Shuttle Bus Service

SHUTTLE BUS SCHEDULE

ROUTE 1

IMC

From IMC 国際メディアセンター

↓

IMC

To

→ 1-C

→ 1-B

→ 1-A

approx. 15 minutes (約15分)

approx. 20 minutes (約20分)

approx. 30 minutes (約30分)

G7 2023

HIROSHIMA

SUMMIT

(5月) (May)	18	(木) (Thu)	(5月) (May)	19	(金) (Fri)	(5月) (May)	20	(土) (Sat)	(5月) (May)	21	(日) (Sun)	(5月) (May)	22	(月) (Mon)
Hour	Min		Hour	Min		Hour	Min		Hour	Min		Hour	Min	
00			00	30		00	30		00	30		00	30	
01			01	30		01	30		01	30		01	30	
02			02	30		02	30		02	30		02	30	
03			03	30		03	30		03	30		03	30	
04			04	30		04	30		04	30		04	30	
05			05	30		05	30		05	30		05	30	
06			06			06			06			06		
07			07			07			07			07		
08			08			08			08			08		
09			09			09			09			09		
10			10			10			10			10		
11			11			11			11			11		
12			12			12			12			12		
13			13			13			13			13		
14			14			14			14			14		
15			15			15			15			15		
16			16			16			16			16		
17			17			17			17			17		
18			18			18			18			18		
19			19			19			19			19		
20		45	20		45	20		45	20		45	20		45
21	15	45	21	15	45	21	15	45	21	15	45	21		
22	15	45	22	15	45	22	15	45	22	15	45	22		
23	15	45	23	15	45	23	15	45	23	15	45	23		

Due to traffic restrictions, it may take longer than usual or may be suspended.  
交通規制により通常より時間がかかる場合がありますので、早めの移動をお願いします。

SHUTTLE BUS SCHEDULE

ROUTE 2

↓

IMC

From 2-D Shirakamisha-mae Bus Stop (North side)  
白神社前 バス停 (北側東向き)

via 2-E (経由)

approx. 15 minutes (約15分)

To IMC 国際メディアセンター

G7 2023

HIROSHIMA



SUMMIT

(5月) (May)	18	(木) (Thu)	(5月) (May)	19	(金) (Fri)	(5月) (May)	20	(土) (Sat)	(5月) (May)	21	(日) (Sun)	(5月) (May)	22	(月) (Mon)
Hour	Min		Hour	Min		Hour	Min		Hour	Min		Hour	Min	
00			00	40		00	40		00	40		00	40	
01			01	40		01	40		01	40		01	40	
02			02	40		02	40		02	40		02	40	
03			03	40		03	40		03	40		03	40	
04			04	40		04	40		04	40		04	40	
05			05	40		05	40		05	40		05	40	
06			06	10	40	06	10	40	06	10	40	06		
07			07	10	40	07	10	40	07	10	40	07		
08			08	10	40	08	10	40	08	10	40	08		
09			09			09			09			09		
10			10			10			10			10		
11			11			11			11			11		
12			12			12			12			12		
13			13			13			13			13		
14			14			14			14			14		
15			15			15			15			15		
16			16			16			16			16		
17			17			17			17			17		
18			18			18			18			18		
19			19			19			19			19		
20		40	20		40	20		40	20		40	20		40
21	40		21		40	21		40	21		40	21		40
22	40		22		40	22		40	22		40	22		40
23	40		23		40	23		40	23		40	23		40


Due to traffic restrictions, it may take longer than usual or may be suspended.  
交通規制により通常より時間がかかる場合がありますので、早めの移動をお願いします。

# IMC Shuttle Bus Service


ROUTE  
**2**  
ルート

From **2-E** Shintenchi Bus Stop (West side)  
新天地 バス停 (西側北向き)  
  
approx. 10 minutes (約10分)






To IMC 国際メディアセンター




(5月) (May)	18	(木) (Thu)	(5月) (May)	19	(金) (Fri)	(5月) (May)	20	(土) (Sat)	(5月) (May)	21	(日) (Sun)	(5月) (May)	22	(月) (Mon)
Hour	Min		Hour	Min		Hour	Min		Hour	Min		Hour	Min	
00			00		43	00		43	00		43	00		43
01			01		43	01		43	01		43	01		43
02			02		43	02		43	02		43	02		43
03			03		43	03		43	03		43	03		43
04			04		43	04		43	04		43	04		43
05			05		43	05		43	05		43	05		43
06			06	13	43	06	13	43	06	13	43	06	13	43
07			07	13	43	07	13	43	07	13	43	07	13	43
08			08	13	43	08	13	43	08	13	43	08	13	43
09			09			09			09			09		
10			10			10			10			10		
11			11			11			11			11		
12			12			12			12			12		
13			13			13			13			13		
14			14			14			14			14		
15			15			15			15			15		
16			16			16			16			16		
17			17			17			17			17		
18			18			18			18			18		
19			19			19			19			19		
20		43	20		43	20		43	20		43	20		43
21		43	21		43	21		43	21		43	21		43
22		43	22		43	22		43	22		43	22		43
23		43	23		43	23		43	23		43	23		43

Due to traffic restrictions, it may take longer than usual or may be suspended.  
交通規制により通常より時間がかかる場合がありますので、早めの移動をお願いします。

ROUTE  
**2**  
ルート

From IMC 国際メディアセンター  
  
To → 2-D approx. 15 minutes (約15分)  
→ 2-E approx. 20 minutes (約20分)



(5月) (May)	18	(木) (Thu)	(5月) (May)	19	(金) (Fri)	(5月) (May)	20	(土) (Sat)	(5月) (May)	21	(日) (Sun)	(5月) (May)	22	(月) (Mon)
Hour	Min		Hour	Min		Hour	Min		Hour	Min		Hour	Min	
00			00	00		00	00		00	00		00	00	
01			01	00		01	00		01	00		01	00	
02			02	00		02	00		02	00		02	00	
03			03	00		03	00		03	00		03	00	
04			04	00		04	00		04	00		04	00	
05			05	00		05	00		05	00		05	00	
06			06	00		06	00		06	00		06	00	
07			07			07			07			07		
08			08			08			08			08		
09			09			09			09			09		
10			10			10			10			10		
11			11			11			11			11		
12			12			12			12			12		
13			13			13			13			13		
14			14			14			14			14		
15			15			15			15			15		
16			16			16			16			16		
17			17			17			17			17		
18			18			18			18			18		
19			19			19			19			19		
20			20			20			20			20		
21	00	30	21	00	30	21	00	30	21	00	30	21	00	30
22	00	30	22	00	30	22	00	30	22	00	30	22	00	30
23	00	30	23	00	30	23	00	30	23	00	30	23	00	30

Due to traffic restrictions, it may take longer than usual or may be suspended.  
交通規制により通常より時間がかかる場合がありますので、早めの移動をお願いします。



# IMC Shuttle Bus Service

## The main hotel list

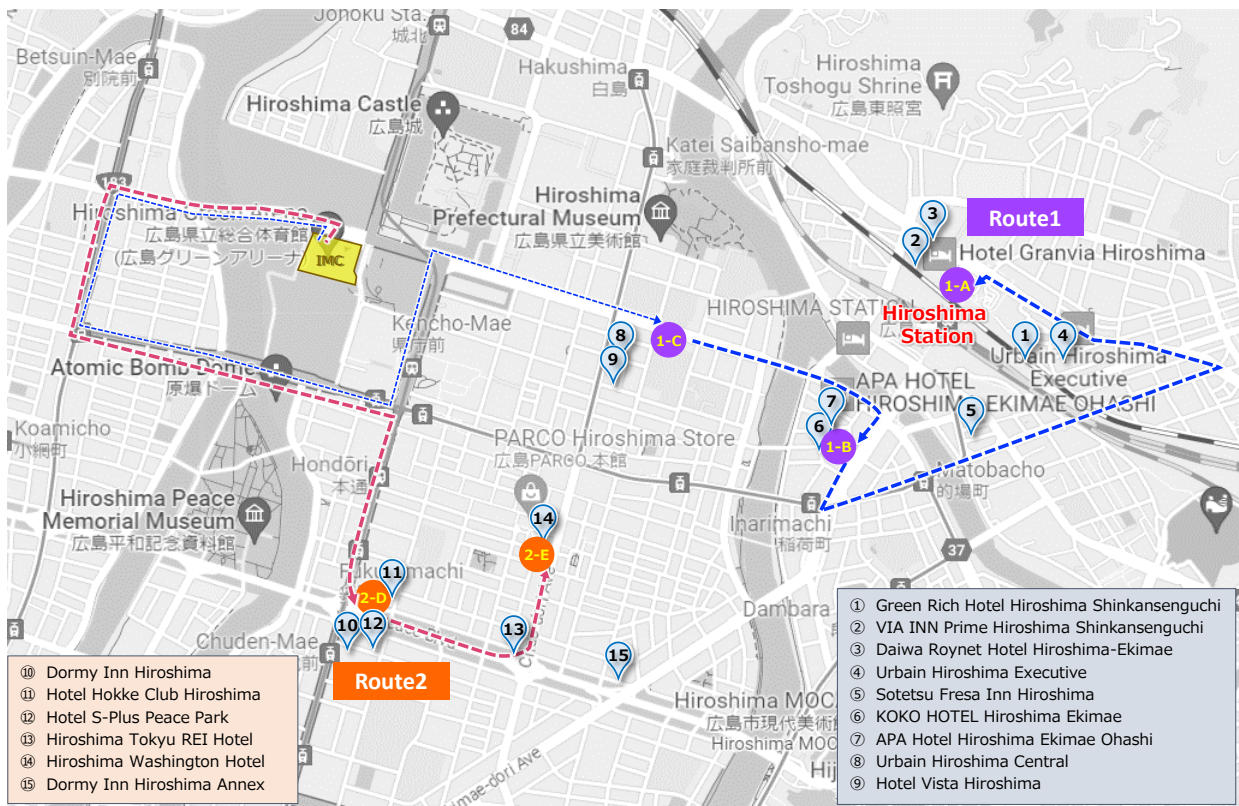
No	HOTEL	ホテル	Route	乗降所 表記	Bus Stop	乗降所名
1	Green Rich Hotel Hiroshima Shinkansenguchi	グリーンリッチホテル広島新幹線口	Route1	A	Hiroshima Station North Exit (Shinkansen-guchi Plaza) Bus Stop 9	広島駅北口（新幹線口広場）9番乗り場
2	VIA INN Prime Hiroshima Shinkansenguchi	ヴィアインプライム広島新幹線口<紅葉の湯>				
3	Daiwa Roynet Hotel Hiroshima-Ekimae	ダイワロイネットホテル広島駅前				
4	Urbain Hiroshima Executive	アーバイン広島エグゼクティブ		B	KOKO HOTEL Hiroshima Ekimae	KOKO HOTEL 広島駅前
5	Sotetsu Fresa Inn Hiroshima	相鉄フレッサイン広島駅前				
6	KOKO HOTEL Hiroshima Ekimae	KOKO HOTEL 広島駅前				
7	APA Hotel Hiroshima Ekimae Ohashi	アパホテル<広島駅前大橋>				
8	Urbain Hiroshima Central	アーバイン広島セントラル		C	Jogakuin-mae Bus Stop (South side)	女学院前バス停（南側）
9	Hotel Vista Hiroshima	ホテルビスタ広島				
No	HOTEL	ホテル	Route	乗降所 表記	Bus Stop	乗降所名
10	Dormy Inn Hiroshima	安芸の湯ドーミーイン広島	Route2	D	Shirakamisha-mae Bus Stop (North side )	白神社前バス停（北側）
11	Hotel Hokke Club Hiroshima	ホテル法華クラブ広島				
12	Hotel S-Plus Peace Park	ホテルエスプラス広島平和公園				
13	Hiroshima Tokyu REI Hotel	広島東急REIホテル		E	Shintenchi Bus Stop ( West side)	新天地バス停（西側）
14	Hiroshima Washington Hotel	広島ワシントンホテル				
15	Dormy Inn Hiroshima Annex	天然温泉 芸州の湯ドーミーイン広島ANNEX				

## The shuttle bus route (from your hotel to IMC)



# IMC Shuttle Bus Service

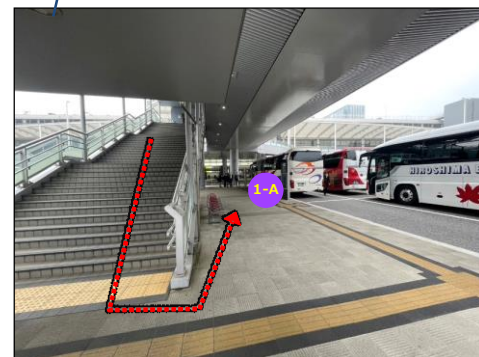
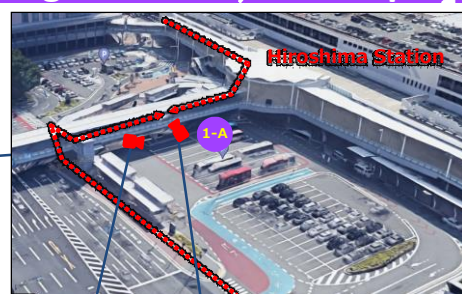
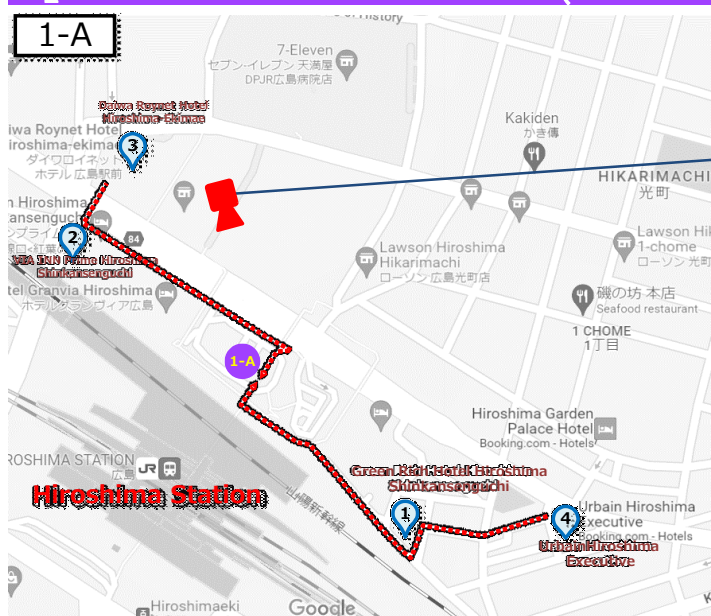
The shuttle bus route (from IMC to your hotel)



## Bus Stop Map

### Route1-A - Bus Stop MAP

【Hiroshima Station North Exit(Shinkansen-guchi Plaza) Bus Stop 9】



#### ■ Sign



G7 HIROSHIMA SUMMIT 2023

#### ■ Staff Uniform




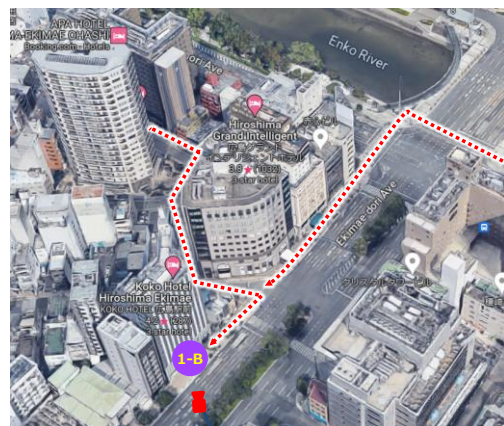
#### ■ Hotel List

- ① Green Rich Hotel Hiroshima Shinkansenguchi
- ② VIA INN Prime Hiroshima Shinkansenguchi
- ③ Daiwa Roynet Hotel Hiroshima - Ekimae
- ④ Urbain Hiroshima Executive

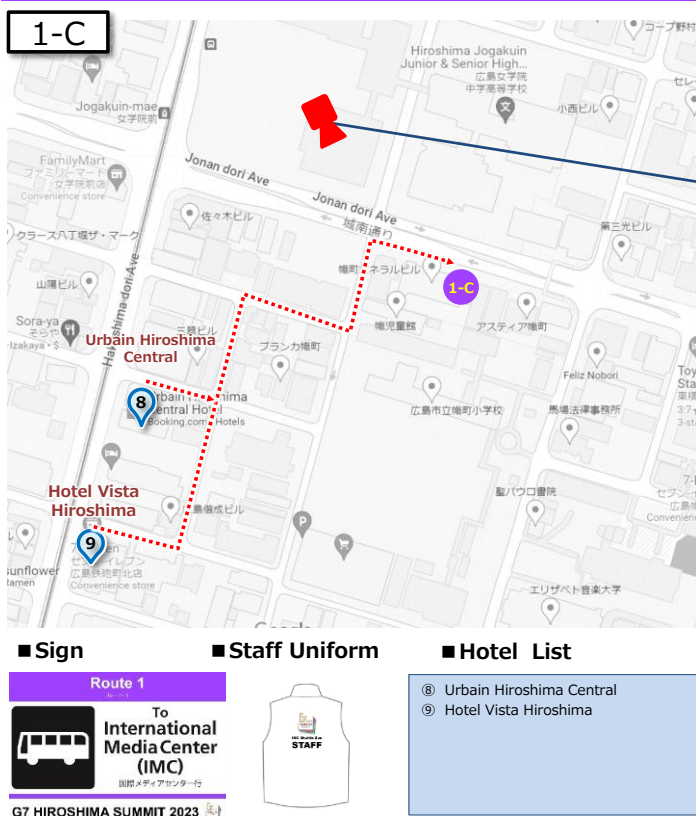


# IMC Shuttle Bus Service

## Route1-B - Bus Stop MAP 【KOKO HOTEL Hiroshima Ekimae】



## Route1-C - Bus Stop MAP 【Jogakuin-mae Bus Stop (South side)】



※Jogakuin-mae Bus Stop (South side)





# IMC Shuttle Bus Service

## Route2-D - Bus Stop MAP 【Shirakamisha-mae Bus Stop (North side)】

2-D

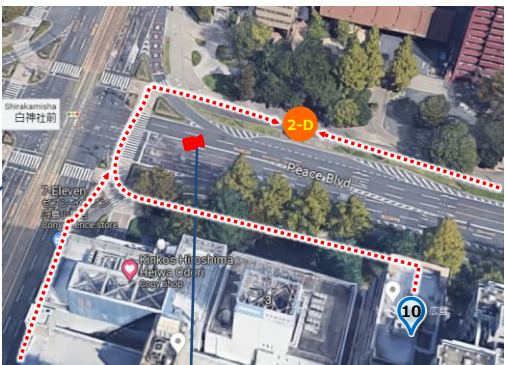
■ Sign

G7 HIROSHIMA SUMMIT 2023

■ Staff Uniform

■ Hotel List

- ⑩ Dormy Inn Hiroshima
- ⑪ Hotel Hokke Club Hiroshima
- ⑫ Hotel S-Plus Peace Park



※Shirakamisha-mae Bus Stop (North side)



## Route2-E - Bus Stop MAP 【Shintenchi Bus stop (West side)】

2-E

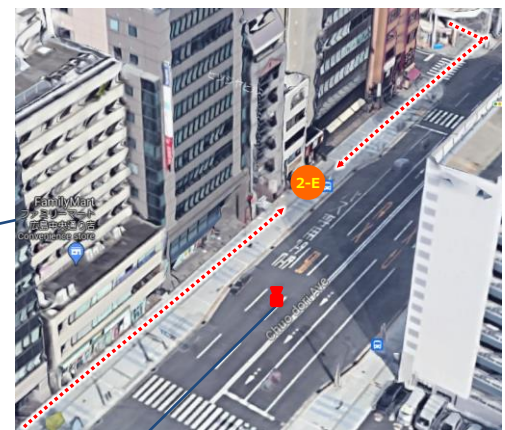
■ Sign

G7 HIROSHIMA SUMMIT 2023


■ Staff Uniform

■ Hotel List

- ⑬ Hiroshima Tokyu REI Hotel
- ⑭ Hiroshima Washington Hotel
- ⑮ Dormy Inn Hiroshima Annex



※Shintenchi Bus stop (West side)



# Media Guidelines

The basic rules for coverage of the G7 Summit are as follows:

- The details of the coverage will be announced in the "media guideline", as soon as the official event schedule is confirmed.
- For security reasons and due to the limited space available at the venue, all official events of the G7 Summit Meeting(except airport arrivals and presidency press conference) will be covered by the host broadcaster, host still photographer, and/or media representative of the participating countries.
- Media representatives are required to hold the Media Accreditation Card for the G7 Hiroshima Summit and pool card for each event.
- Media representatives are required to gather at the Pool Desk inside the IMC at the designated time (approximately 2-3 hours before the event starts). They will be escorted by G7 Secretariat's press officers to the venue by the buses arranged by the Secretariat.

Note: except for airport coverage, direct access to the venue by the media personnel is not allowed.

## Press Conference

- Both the Media Accreditation Card for the G7 Hiroshima Summit and pool card are required to cover the presidency press conferences and other leaders' presidential press conferences. Media representatives will be escorted by G7 Secretariat's press officers to the venue by the shuttle buses arranged by the Secretariat.
- Press conference rooms for other leaders' presidential press conferences will be set up at the International Conference Center Hiroshima (ICCH) (Address: 1-5 Nakajima-cho, Naka-ku, Hiroshima, located in the Peace Memorial Park).

Note: direct access to the above venues by the media personnel is not allowed.

## Presidency Press Briefing

Presidency Press Briefing on official programs will be provided after the programs (Japanese/English). Details will be announced in due course.

## Host video/Host broadcasters

The host broadcaster will cover all the official events of the G7 Hiroshima Summit, except bilateral meetings and airport departure.

Media organizations that have received authorization to use the IBC services will be able to view and record materials provided by the host Broadcaster. No credits are required excluding some pre-recorded videos. For details, please refer to IBC website (<http://2023g7-ibc.jp/en/>).

## Host stills /Host photographs

All official G7 Hiroshima Summit events (except bilateral meetings and airport departure) will be photographed by host stills.

Host photos will be available and downloaded on the following website after 11:00 a.m. on Tuesday, May 16.

No credit is required for use of photos.

Japanese : <https://www.g7japan-photo.go.jp/>

English : <https://www.g7japan-photo.go.jp/en/>

## Closed-Circuit Television (CCTV)

Live and recorded footage of the host feeds, the Presidency Press Briefing, and the schedule of events and press briefings will be available on the Closed-Circuit Televisions (CCTV) located in the IMC. Additional or changed coverage on press occasions are also posted on CCTV.

## Stand-up Positions

Two stand-up report points will be set up in IMC as follows.

- Indoor Stand-up Position (the upper floor of the Main Arena)
- Outdoor Stand-up Positions point (Outdoor at the IMC)

Advance booking is required.

- For more details, please refer to IBC website (<http://2023g7-ibc.jp/en/facilities/detail/standup.html> )

## Dining area

During the operational period of the IMC, free meals are available in the dining area.

- In the main dining, a variety of dishes using local food will be offered. Vegetarian menus and pork/alcohol free menus will also be available.
- In the Catering Corner, finger foods such as onigiri (rice balls), sandwiches, snacks and soft drinks will be offered for easy eating during the workday.
- In the Presentation Corner, each day you can try various Japanese dishes and ingredients that Japan is proud to offer.

### Main Dining

#### Meal Service Hours

Breakfast	6:00~8:00
Lunch	11:00~14:00
Dinner	18:00~21:00

### Main menu (subject to change)

#### Thu, 18th

Lunch: Hiroshima-style okonomiyaki, Beef curry, Creamed chicken and Chinese cabbage

Dinner: Pork cutlet, Sukiyaki-style beef, Scattered sushi with salmon and conger eel

#### Fri, 19th

Breakfast: Grilled salmon with salt, Creamed soybean meatballs, Raw eggs with rice

Lunch: Simmered flounder and eggplant with grated radish, Fried noodle, boiled radish with miso

Dinner: Diced steak, Pork shabu-shabu, Rice flour noodle

#### Sat, 20th

Breakfast: Grilled Spanish mackerel in Yuan sauce, Fried tofu, Seaweed and green onion soup

Lunch: Fried tofu cooked with *gibier* meat, Fried baby sardines with rice flour, Gratin

Dinner: Fried oyster, Roast beef, Mapo tofu with soy meat

#### Sun, 21st

Breakfast: Fried chicken with rice flour, Grilled sea bass with mayonnaise, Clam soup

Lunch: Pepper steak, Shrimp with sweet and chili sauce, Carrot potage soup

Dinner: Beef stew in red wine sauce, Conger eel and vegetable fritters, Bolognese

### Catering Corner (24-hour service)

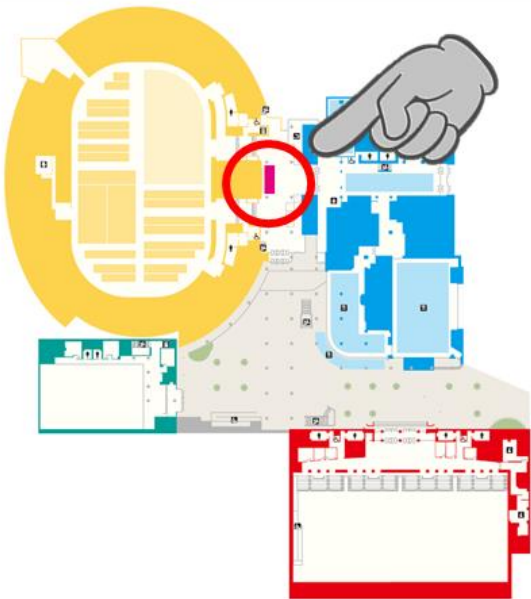
#### Menu (subject to change)

rice balls, sandwiches, pastries, instant noodle, snacks, coffee, tea, soft drinks

Themes on Presentation Corner

\*The schedule is subject to change without notice.

Thu, 18th	
17:00~19:00	Japanese Sake
19:00~21:00	<i>Shochu</i> (a Japanese distilled beverage), Jin and Tonic
Fri, 19th	
11:00~13:00	Healthy food
13:00~15:00	Sweets
15:00~17:00	Rice ball, Ramen
17:00~19:00	Japanese Sake, Juice, Snack
19:00~21:00	Beer, Wine
Sat, 20th	
11:00~13:00	Fish
13:00~15:00	Japanese sweets, Japanese tea
15:00~17:00	Japanese brand beef "Hiba-gyu"
17:00~19:00	Japanese Sake, Juice, Snack
19:00~21:00	Japanese Sake, Beer
Sun, 21st	
11:00~13:00	Lemon and other citrus fruits
13:00~15:00	Oysters
15:00~17:00	Japanese Sake, <i>Shochu</i>





## Others

### Access to Hiroshima Youth Center

C7 and other engagement-group's working place is set up at the Hiroshima Youth Center (4 mins on foot from IMC).



### Website/SNS

- Official website of the G7 Hiroshima Summit  
<https://www.g7hiroshima.go.jp/en/>
- Twitter account of the G7 Hiroshima Summit  
<https://twitter.com/G7>
- Facebook account of the G7 Hiroshima Summit  
<https://www.facebook.com/G7/>
- Instagram of the G7 Hiroshima Summit  
<https://www.instagram.com/g7/>
- Official website of the Ministry of Foreign Affairs of Japan  
<https://www.mofa.go.jp/index.html>
- Facebook account of the Ministry of Foreign Affairs of Japan  
<https://ja-jp.facebook.com/Mofa.Japan.en>
- Twitter account of the Ministry of Foreign Affairs of Japan  
[https://twitter.com/MofaJapan\\_en](https://twitter.com/MofaJapan_en)
- Gourmet Guide – Places to eat and drink –  
<https://www.pref.hiroshima.lg.jp/site/hiroshima-summit-en/guide2.html>
- How to Go around Hiroshima  
<https://www.pref.hiroshima.lg.jp/site/hiroshima-summit-en/useful-information.html>

## Others

### Plugs & Electricity

The voltage used throughout Japan is uniformly 100 volts, A.C. Japanese electrical plug has the "A-type" of two flat pins as below picture.



## Entering Japan

### Visa

- Foreign nationals who wish to temporarily enter Japan with the purpose of exercising media activities will be required to obtain temporary visitor visas prior to departure from the Embassies or Consulates-General of Japan serving your area.
- Application for and issuance of the Media Accreditation card do not support or guarantee the acquisition of a visa or entry into Japan. Please carefully check the Visa requirement for your country on the website of Ministry of Foreign Affairs of Japan.

Ministry of Foreign Affairs of Japan visa information:

[http://www.mofa.go.jp/j\\_info/visit/visa/index.html](http://www.mofa.go.jp/j_info/visit/visa/index.html)

# Entering Japan

## Customs, Accompanying Filming Equipment (regarding ATA Carnet)

- It is required to submit a customs declaration form for both accompanied and unaccompanied baggage at customs clearance. If you bring in items or cash exceeding the limit of the duty-free allowances, please follow the necessary customs procedures.

Customs: <http://www.customs.go.jp/english/>

- In Japan, an ATA Carnet can be used for goods being temporarily imported. Importing/exporting procedure for using ATA Carnet will be necessary for press agents unless they arrive on the same flight with their HOD. This means that press agents who will arrive in Japan separately on commercial flights must complete appropriate procedures for using ATA Carnet on their own as necessary. To obtain a carnet to bring goods into Japan, contact your local Chamber of Commerce.

The Japan Commercial Arbitration Association (Japanese):  
<http://www.jcaa.or.jp/carnet-j/about.html>

# Entering Japan

## Quarantine

In order to prevent infectious diseases and situations that may seriously affect the nation's health, quarantine inspections and import/export procedures are undertaken for all persons, food, animals, and plants arriving from abroad.

Ministry of Health, Labor and Welfare:

<https://www.mhlw.go.jp/stf/english/index.html>

Current Japanese Border Measures of COVID-19:

<https://www.mhlw.go.jp/stf/covid-19/bordercontrol.html>

Ministry of Agriculture, Forestry and Fisheries, Animal Quarantine Service: <http://www.maff.go.jp/aqs/english/index.html>

Ministry of Agriculture, Forestry and Fisheries, Plant Protection Station: <http://www.pps.go.jp/english/index.html>